
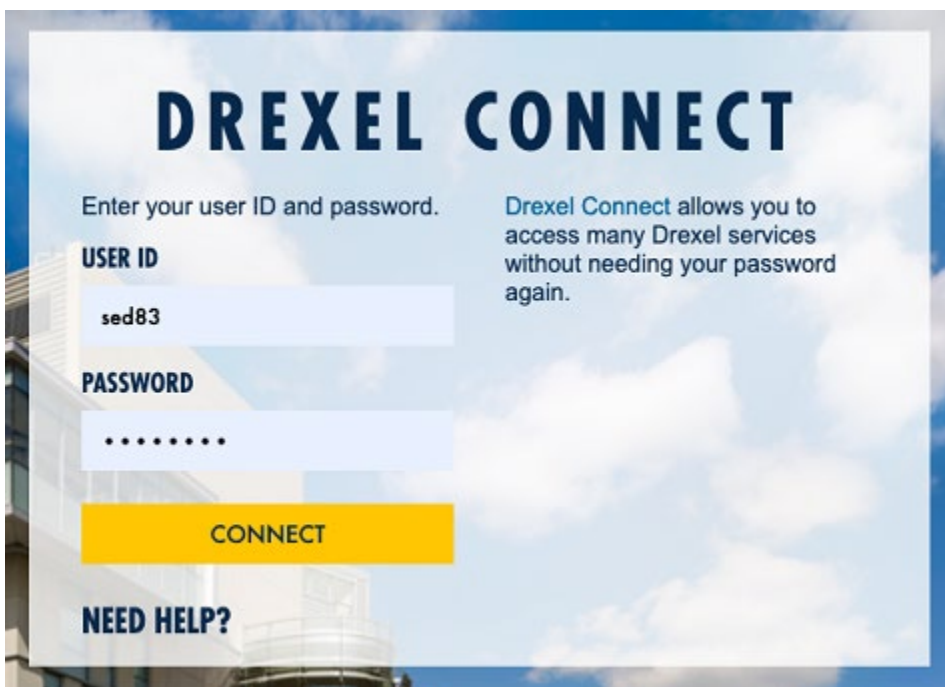


Accessing Drexel Streams

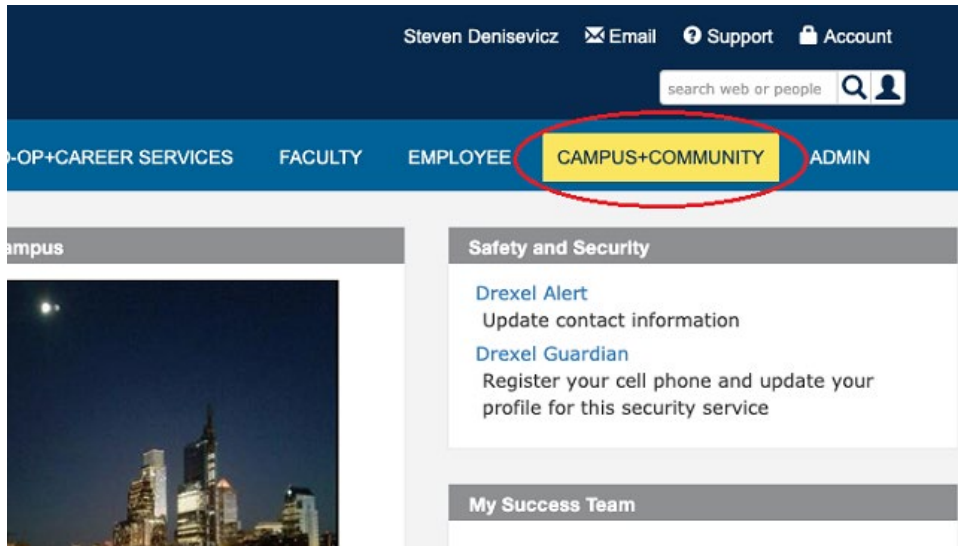
1. Open a Web browser and go to DrexelOne at the Web site one.drexel.edu.



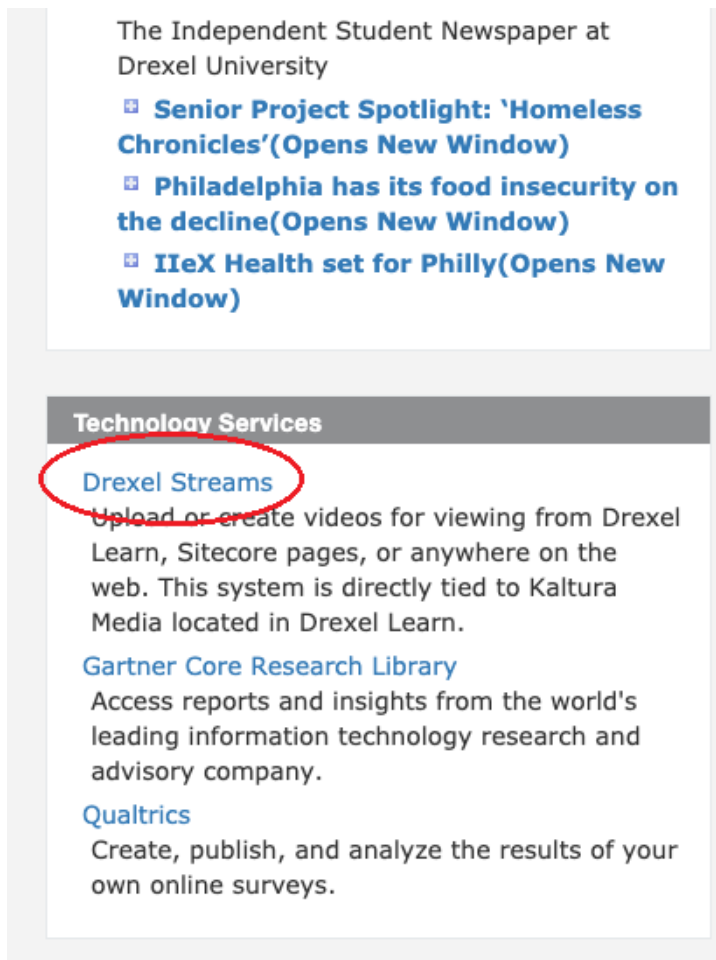
2. Type in your Drexel **UserID** and **Password**, then click **Connect**.

A screenshot of the Drexel Connect login page. The page features a blue header with the text 'DREXEL CONNECT' in large, bold, white letters. Below the header, there is a form with two input fields: 'USER ID' containing 'sed83' and 'PASSWORD' containing a series of dots. A yellow 'CONNECT' button is positioned below the password field. To the right of the form, there is a text box explaining that Drexel Connect allows access to many services without needing a password again. At the bottom left, there is a link for 'NEED HELP?'. The background of the page is a blue sky with white clouds.

3. Click on **Campus + Community** at the top right of the page.



4. At the far bottom right of the page, click on **Drexel Streams**.



If you are unable to sign into Drexel Connect, contact the Accounts team at accounts@drexel.edu.

If you run into any issues after clicking on **Drexel Streams**, contact the Instructional Technology Group at ITG@drexel.edu.